

Air Dirt Remover

Model ADR – Air & Dirt Separator – 10 bar - Datasheet

Description

Range of air and dirt removers for simultaneous separation and removal of air and impurities from heating and chilled circuits.

Dissolved air is released as the fluid passes through the stainless steel mesh within the unit. Air bubbles form at these localised low pressure points and subsequently they float to the top of the chamber. An Automatic Air Vent (AAV) is fitted to the top of the chamber, which releases the air to atmosphere.

Conversely dirt falls to the bottom of the unit, having collided with the internal mesh, where it can be drained as required (except 22 mm).

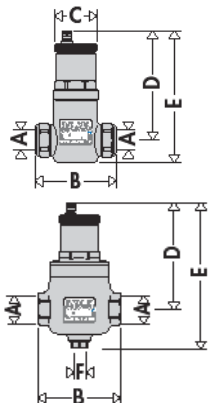
Connection Pipes

Copper – Compression fittings – 22 mm only
 Steel – Female BSPP – up to and inc. 2" BSP
 PN16 Flanged – From DN50

Specification

Pressure Supply 10 bar max.
 Temperature 110°C max.
 Fluids Water, Glycol (max. 50% glycol)

Sizes and Dimensions

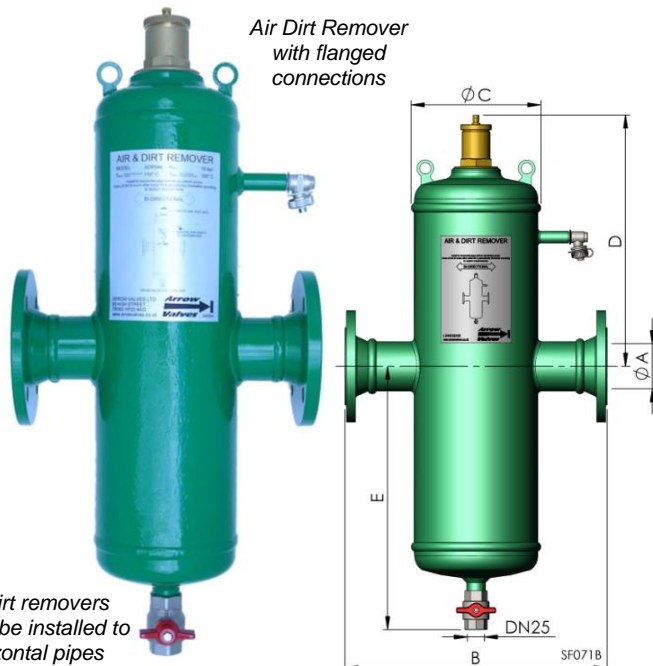
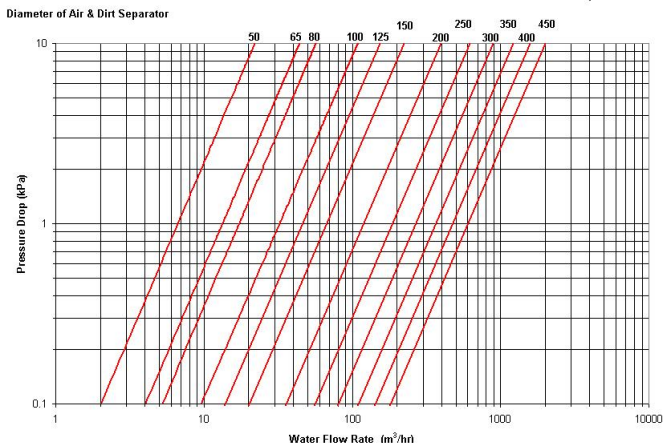


A	B	C	D	E	Kg
22 mm	97	55	143	162	0.9

*Note - No drain facility

A	B	D	E	F	Kg
3/4"	110	146	205	1/2"	1.7
1"	110	146	205	1/2"	1.7
1 1/4"	124	166	225	1/2"	2.2
1 1/2"	124	166	225	1/2"	2.2
2"	130	160	225	1/2"	2.5

DN	A	B	C	D	E	G	Kg
50	2"	350	169	374	401	1"	18
65	2 1/2"	350	169	374	401	1"	19
80	3"	466	219	436	476	1"	33
100	4"	470	219	436	476	1"	35
125	5"	635	324	541	704	1"	82
150	6"	635	324	541	704	1"	85



Air Dirt removers should be installed to horizontal pipes

Materials

Body Brass (threaded)
 Steel – Epoxy Coated (flanged)
 Internal Mesh Stainless Steel
 Seal EPDM

Applications

- Sealed heating circuits
- Chilled water circuits

Installation

The unit must be fitted to horizontal pipes, with the AAV at the top. To maximise air removal efficiency, the device should be fitted to low pressure points in the system. This is normally towards the top of building. However this is often impractical so the device is normally fitted in the boiler room, where a drain is available and no water damage would occur should the AAV discharge. Here the unit is normally fitted before circulation pump. Similarly the efficiency is maximised at the hotter parts of the system, e.g. after the boiler.

Codes and Descriptions

Size	Code	Description
22 mm	ADR22C551	Air Dirt Remover 10 bar 110°C Comp
3/4"	ADR20FP551	Air Dirt Remover 10 bar 110°C FBSP
1"	ADR25FP551	Air Dirt Remover 10 bar 110°C FBSP
1 1/4"	ADR32FP551	Air Dirt Remover 10 bar 110°C FBSP
1 1/2"	ADR40FP551	Air Dirt Remover 10 bar 110°C FBSP
2"	ADR50FP551	Air Dirt Remover 10 bar 110°C FBSP
DN50	ADR50PN546	Air Dirt Remover 10 bar 110°C PN16
DN65	ADR65PN546	Air Dirt Remover 10 bar 110°C PN16
DN80	ADR80PN546	Air Dirt Remover 10 bar 110°C PN16
DN100	ADR100PN546	Air Dirt Remover 10 bar 110°C PN16
DN125	ADR125PN546	Air Dirt Remover 10 bar 110°C PN16
DN150	ADR150PN546	Air Dirt Remover 10 bar 110°C PN16

Arrow Valves Ltd

Tel: 01442 823123 Fax: 01442 823234

www.arrowvalves.co.uk

Arrow Valves Ltd reserve the right to change specifications, design and materials at any time without notice. All unit-less dimensions in mm.

© Copyright Arrow Valves Ltd 2001-2019

