

Standpipe Assembly – Fluid Category 5

Model SPFC5 – Commercial Use – Datasheet Page 1 of 2

Description

Industrial and tamperproof Standpipe assembly with hose outlet, suitable for Fluid Category 5 applications.

A break tank with Type AB air gap is mounted to the top of the Standpipe body, which provides the Fluid Category 5 backflow protection. The tank is filled via a compact float valve which prevents any overflow from the two screened weir slots.

Water is supplied by gravity from the break tank to the hose outlet 1500 mm below, resulting in an outlet pressure of 0.15 bar. As the pressure is achieved using gravity rather than a booster pump, there is no power supply needed.

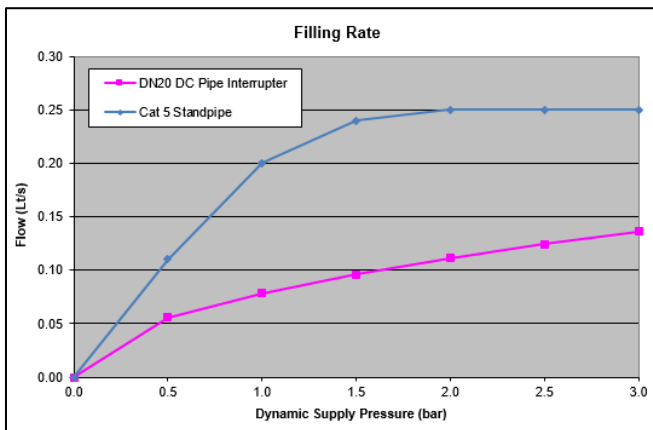
The Standpipe has a hinged door adjacent to the outlet, which is where the operating valve is accessed. When not in use, the door should be locked using the key provided, to prevent misuse or tampering. Once the operating valve is shut, the water in the Standpipe's internal pipework and tank is drained to prevent any "dead legs".

The permanent Standpipe features a flange at its base for bolting to a horizontal hard surface. The robust galvanised stainless steel housing provides a degree of frost protection.

Note – the performance is not comparable to a pressurised system but compliant and greatly superior to Type DC arrangements. For higher pressure Fluid Category 5 applications – see "Midi-Break®" or "Boost-A-Break®" packaged break tank and booster sets.

Applications

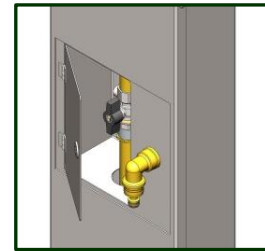

The primary application is the filling of canal boat tanks. DC Pipe Interrupters are often used for this application, but can only fill at low flow rates resulting in the process being extremely time consuming.



As the Standpipe features a break tank with type AB air gap, it is suitable for applications deemed to be Category 5 by the local water supplier. By default, all commercial Hose Union taps are Fluid Category 5 (G6.1e).

Examples of Fluid Category 5 applications include –

- Hose Union Tap – non domestic
- Underground or surface irrigation
- Waste bin washing
- Farm yards
- Abattoirs
- Applications deemed to be Category 5 by water company



The operating valve is accessed via a lockable door to prevent misuse or tampering.

Water Regulations

The Standpipe assembly complies with the requirements of the Water Regulations when installed and used correctly. The cistern with Type AB air gap mounted to the top of the Standpipe provides protection against Fluid Category 5 risks – these are the highest risk. Model SPFC5 can therefore be used for all applications.

Connection Pipes

The supply pipe should be laid 750 mm below ground (G7.7). The connection for the MDPE supply pipe is compression, so no insert is required.

In polluted ground areas plastic pipe without barrier should not be used. Compression connections for copper tube are also available.

Specification

Pressure Supply	10 bar maximum
Pressure Outlet	0.15 bar
Inlet	20, 25, 32 MDPE (15, 22, 28 Cu)
Outlet	¾" male with hose plug Compatible with Brass CK Inter-Lock or "Hozelock"

See page 2 for dimensions

Materials

Standpipe, Panels, Tank	2 mm 304 Stainless Steel
MDPE Connectors	DZR brass (no insert required)
Fasteners	Stainless steel
Non Return Valve	Brass – chrome plated
Float Valve	ABS body, EPDM diaphragm
Operating Valve	Brass – chrome plated
Y Strainer	Brass
Tap Outlet	Brass
Flexible Hoses	Stainless steel, EPDM lined
Internal Pipework	22 mm copper

Arrow Valves Ltd

Tel: 01442 823123 Fax: 01442 823234

www.arrowvalves.co.uk

Arrow Valves Ltd reserve the right to change specifications, design and materials at any time without notice.
All unit-less dimensions in mm.

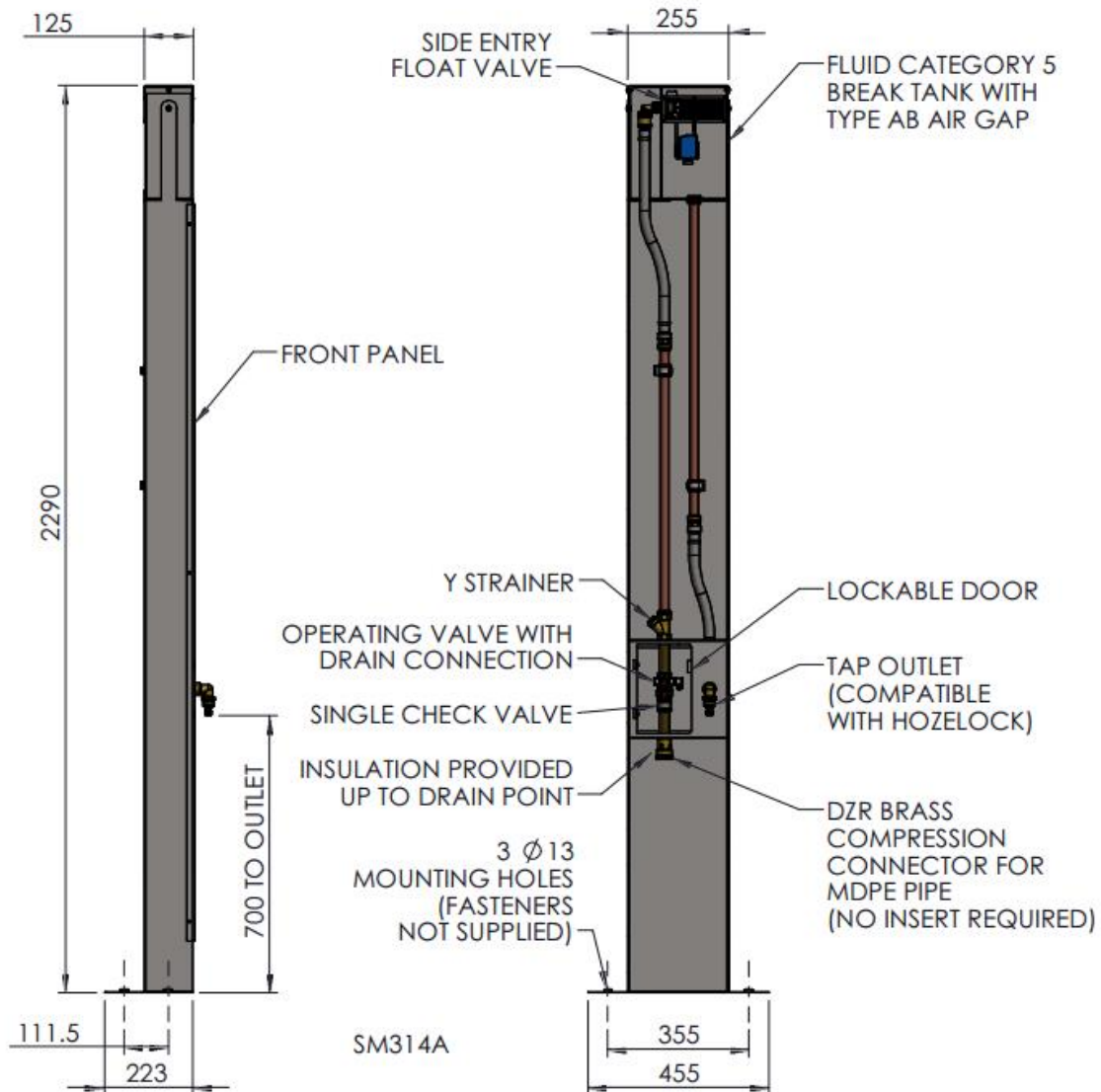
© Copyright Arrow Valves Ltd 2017-2019



Standpipe Assembly – Fluid Category 5

Model SPFC5 – Commercial Use – Datasheet Page 2 of 2

Dimensions



Servicing Valve Below Ground

Effective frost protection for the winter can be achieved with this below ground servicing valve, which should be closed and the Standpipe left open. The code for this unit when supplied with a volumetric water meter – BVBGMsize.

Long water box key – code BVBGKEY – allows access to below ground servicing valve.

Even if ordered without meter (meter connection is blanked off with a disc), the facility remains for a concentric water meter to be fitted later in-situ – code BVBGsize.



Codes and Descriptions

Size	Code	Description
3/4"	SPFC5x20	3/4" Standpipe Assy Cat 5 c/w 20 MDPE Inlet
3/4"	SPFC5x25	3/4" Standpipe Assy Cat 5 c/w 25 MDPE Inlet
3/4"	SPFC5x32	3/4" Standpipe Assy Cat 5 c/w 32 MDPE Inlet
20 mm	BVBGM20	Servicing Valve Below Ground 20 MDPE
20 mm	BVBGM20	Serv. Valve Below Ground Meter 20 MDPE
25 mm	BVBGM25	Servicing Valve Below Ground 25 MDPE
25 mm	BVBGM25	Serv. Valve Below Ground Meter 25 MDPE
32 mm	BVBGM32	Servicing Valve Below Ground 32 MDPE
32 mm	BVBGM32	Serv. Valve Below Ground Meter 32 MDPE
All	BVBGKEY	Long Water Box Key for HUBG / BVBG

Arrow Valves Ltd

Tel: 01442 823123 Fax: 01442 823234

www.arrowvalves.co.uk

Arrow Valves Ltd reserve the right to change specifications, design and materials at any time without notice.

All unit-less dimensions in mm.
© Copyright Arrow Valves Ltd 2017-2019

